



January 11, 2023

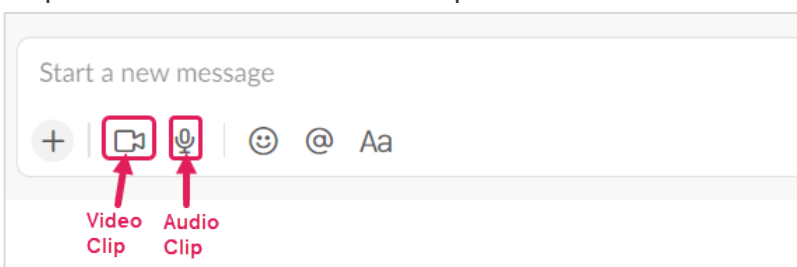


Auto-Captions for Clips and Huddles

One in four adults in the United States has a disability. Users with varying degrees of visual, cognitive, auditory, speech, and motor disabilities have vastly different experiences with the same content. To accommodate different users, QualityNet Slack works to be accessible to all. Today's Slack 508 Accessibility series topic is **Auto-Captions for Clips and Huddles**.

Audio & Video Clips

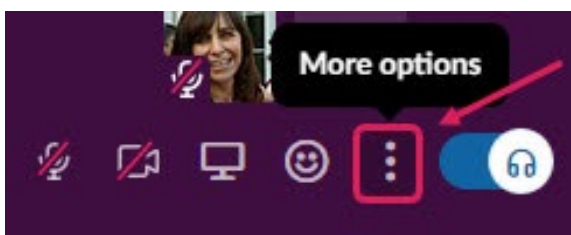
To communicate ideas without typing, use audio and video clips. All audio clips are automatically transcribed, so anyone playing the clip can read a transcript. Closed captions are available for video clips.



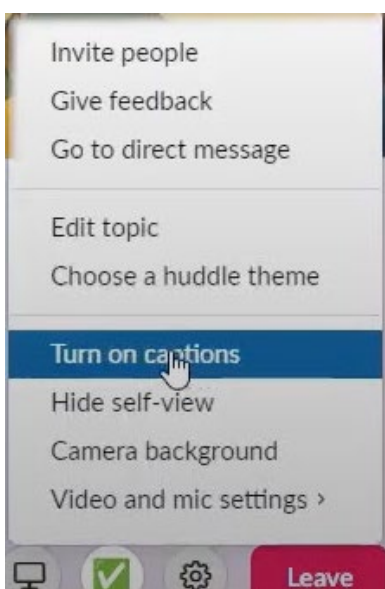
Huddles

Use huddles for hands-free, off-camera, informal discussions. You can even share what's on your screen and turn on live captions. Live captions transcribe all conversation taking place in real time. Here's how:

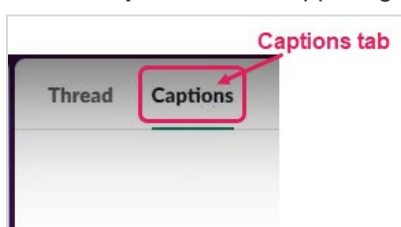
1. Click the **More options 3 ellipses**. Or click **Settings cog** from large window.



2. Click **Turn on captions**.



3. Click **Captions tab** in upper right sidebar.



4. Live captions will now stream along on the right sidebar.



Note: Captions do NOT save once the Huddle ends. To save Captions for a complete transcription of your Huddle: Copy/paste the Captions before ending the Huddle.

Questions?

Contact our QualityNet Slack team at [#help-slack](#).

Slack. It's a snap!



Questions? Submit questions and comments in Slack at [#help-slack](#).

hcqis.slack.com

If you need additional information, contact us:

Phone: 1-866-288-8914

Slack: [#help-service-center-sos](#)

Save time. Submit and Track your ticket!

VISIT CCSQ Support Central



Email:

ServiceCenterSOS@cms.hhs.gov

To unsubscribe send an email with a subject of "Unsubscribe" to qnet-slack-leave@mailers.qualitynet.org.

Please note Slack is neither a System of Record nor approved for sensitive information.

Center for Clinical Standards and Quality (CCSQ)