

# Everything ETCLC

## 4th Edition | Aim 2 Focused Effort | November 2022

Welcome to our 4<sup>th</sup> edition of *Everything ETCLC*. This month the ETCLC community spent time discussing Aim 2 barriers and solutions during QI Team calls. During these calls, the TAQIL Team also shared a list of the Top 11 action items captured as best practices from previous QI Team calls, monthly Progress reporting, and in the Change Package. We appreciate each collaborative members perspective on the opportunities that impact the transplant community's ability to place instead of losing the gift of a kidney. Lowering the number of unused gifts is a priority of the collaborative. We look forward to ETCLC members collectively working on and reporting their organizational activities to decrease the rate of unused kidneys.

### ETCLC AIMS | August 2022 – 2023

The ETCLC identifies highly effective practices currently in use to spread throughout the organ procurement, kidney care, and kidney transplant community to achieve the following three Aims:





**Aim #1:** Increase the number of deceased donor kidneys transplanted

**Aim #2:** Decrease the current national discard rate of all procured kidneys with a KDPI  $\geq 60$

**Aim #3:** Increase the percentage of change for kidneys recovered for transplant  $\geq 60$  KDPI

Note: The National dashboard will be updated to reflect Year 2 Aim changes in late-November, with receipt of September data.

As of August 2022, the Collaborative met or exceeded two of the three Aims in our first year.

 National Aims Through 08/31/2022	Aim	Target	Actual	Status
	<b>Aim #1 – Increased Deceased Kidney Transplants</b>	18,988	19,966	
	<b>Aim #2 – Decreased Discard Rate</b>	19.6%	26.1%	
	<b>Aim #3 – Increase % of 60-85 KDPI recovered for Transplant</b>	6,818	7,097	

\*SRTR Data,  
August 2022

What do you want included in the next Everything ETCLC communication?

Email your feedback to us at [TAQILInfo@hsag.com](mailto:TAQILInfo@hsag.com) with your suggestions.

### ETCLC Patient & Donor Family Representative (PFR) Spotlight

Meet Aubrea B. Aubrea is a donor family member from Burlington, Kansas. Her husband passed away in 2021, at 28. Aubrea and her family made the decision to donate both his kidneys after his death. She shared that her husband became a registered organ donor when he received his driver's license at the age of 16. Aubrea works as a labor and delivery nurse and she and her late husband have a 1-year-old daughter.



#### PFRs Share Lived Experience During Pacing Events

Quality Improvement Teams are encouraged to include a Patient & Donor Family Representative (PFR) in Pacing Events. These learning events are designed to provide insight from QI Teams on the interventions they are using to advance the collaborative AIMS. The PFR lived experience can show how the interventions are having a direct impact on patients and donor family members. QI Teams who need support including the PFR lived experience into their Pacing Events can email [TAQILInfo@hsag.com](mailto:TAQILInfo@hsag.com) or contact Jerome Bailey at [jbailey@hsag.com](mailto:jbailey@hsag.com).

### QUOTES OF THE MONTH | The Voices of ETCLC

"What we hear in these team meetings is really actionable and we will share it with our partners."

"SO grateful to be a part of this collaborative and be able to make a difference!"

"We pump all kidneys to give it a chance for placement. Do what you need to in your circle of influence."

### An Update from Our 25 Quality Improvement Teams

The QI Teams were hard at work in October, engaging in collaborative meetings focused on Plan-Do-Study Act (PDSA) Cycles. Teams shared important challenges they are facing, including the availability of resources, logistical difficulties surrounding organ transportation, and staffing challenges relating to formalizing quality improvement efforts. Teams continue to work at varying levels of the cycle. Teams also celebrated many successes relating to communication processes, data tracking, patient education, and kidney pumping. We look forward to another productive month and encourage teams to continue to share worksheets and other valuable resources with the rest of the collaborative. Aim 2 is the focus for November QI Team meetings. A major theme has been around reducing the disincentives of more aggressive acceptance practices, as well as getting more creative with organ transportation. The collaborative will continue to focus on Aim 2 specific activities in the coming months.

Thank you to our QI Teams and Coaches that presented during our November Case Study and Pacing Event sessions. **Teams T07C, D21C and D20C, thank you** for your [commitment](#) to this work, your [peers](#), and our [community](#)! Feedback consistently shared by attendees shows that organizations are learning new practices and taking them back to their organization to consider implementation. Recordings are available on the KSP; ask your contact to share the links.

## CALENDAR OF ETCLC EVENTS

*Events and presenters are subject to change without notice. [Click Here](#) to log into the KSP for real time updates.*

### ETCLC Leadership Coordinating Council (LCC) Members Events:

[American Society of Transplant Surgeons](#), January 12-15, 2023

[The American Society of Transplantation](#), February 23-25, 2023

[NATCO 2023 Emerging Leaders Program](#), Application Deadline is December 15, 2022

[Foundational Perspectives of Organ Donation](#), Join this Virtual Class from The Alliance on December 7, 2022

Day, Date	Time (ET)	Event Type	Audience / Estate
Wed, November 23 <sup>rd</sup>		Holiday Week	
Wed, November 30 <sup>th</sup>	1:00 – 2:00 pm	Pacing Event   Special Patient & Donor Family Session	All Members Welcome
Thurs, December 1 <sup>st</sup>	1:00 – 1:30 pm	Quickinar: Aim 2 Progress Reporting Demonstration. Join us to learn about ETCLC Reporting on Top 11	Progress Reporters All Members Welcome
Wed, December 7 <sup>th</sup>	1:00 – 2:00 pm	Pacing Event   Team T08C	All Members Welcome
Thurs, December 1 <sup>st</sup>	1:00 – 1:30 pm	Quickinar: Organizational Level Performance Dashboard Demonstration. Join us to learn about ETCLC Reporting	Progress Reporters All Members Welcome
Fri, December 9 <sup>th</sup>	Monthly PR	Progress Reporting Due via Progress Tracker plus 1 <sup>st</sup> Month of Aim 2 Focused Effort Reporting	Progress Reporters
Wed, December 14 <sup>th</sup>	12:00 – 1:00 pm	Case Study   Team D23W	All Members Welcome
Wed, December 21 <sup>st</sup>	1:00 – 2:00 pm	Pacing Event   Team D22C	All Members Welcome
Wed, December 28 <sup>th</sup>		Holiday Week	
Wed, January 4 <sup>th</sup>	1:00 – 2:00 pm	Pacing Event   Team T09C	All Members Welcome
Wed, January 11 <sup>th</sup>	12:00 – 1:00 pm	Case Study   Team D24W	All Members Welcome
Tues, January 10 <sup>th</sup>	Monthly PR	Progress Reporting Due via Progress Tracker plus 2 <sup>nd</sup> Month of Aim 2 Focused Effort Reporting	Progress Reporters
Wed, January 18 <sup>th</sup>	1:00 – 2:00 pm	Pacing Event   Team T15E	All Members Welcome
Wed, January 25 <sup>th</sup>	4:00 – 5:00 pm	ETCLC Mid-Year Learning & Action Meeting	All Members Welcome
Wed, February 1 <sup>st</sup>	1:00 – 2:00 pm	Pacing Event   Team T01E	All Members Welcome
Wed, February 8 <sup>th</sup>	12:00 – 1:00 pm	Case Study   Team T05E	All Members Welcome
Fri, February 10 <sup>th</sup>	Monthly PR	Progress Reporting Due via Progress Tracker plus 2 <sup>nd</sup> Month of Aim 2 Focused Effort Reporting	Progress Reporters
Wed, February 15 <sup>th</sup>	1:00 – 2:00 pm	Pacing Event   Team D17E	All Members Welcome
Wed, February 22 <sup>nd</sup>	4:00 – 5:00 pm	Case Study   Team T11C	All Members Welcome

### Slack. It's a snap!



### Did You Know

*Your [Slack](#) account will deactivate if you do not log in regularly?*

**Please log into [Slack](#) at least once per month to stay current with ETCLC discussion taking place in the collaborative.**

*“In order to comply with CMS policy, any accounts that have not logged into QualityNet Slack in the last 180 or more consecutive days will have their QualityNet Slack Entitlement removed. Please remember to log in on a regular basis if you would like to retain access to your Slack account.”*

*If your account has been deactivated, please visit <https://harp.cms.gov/> to re-request the QualityNet Slack Entitlement. Instructions for re-requesting: Click the [Slack Confluence space](#) Getting Started tab.”*

### New to ETCLC? Here are some FAQs – For more information, visit [etclc.org](http://etclc.org)

**Who is involved in the ETCLC?** During the Fall of 2021, the ESRD Treatment Choices Learning Collaborative enrolled more than 80% of US transplant centers, 90% of Organ Procurement Organizations (OPOs), plus the donor hospitals in each OPO’s donor service area. Together, these groups represent more than 400 organizations, working in 25 separate Quality Improvement (QI) Donation and Transplant Teams, including one Pediatric Team. Professional organizations and patient advocacy groups are organized into the Leadership Coordinating Council (LCC), while the National Faculty provides oversight on the work to enhance the ETCLC Kidney Donation and Kidney Utilization Change Packages.

**What is the difference between an ETCLC Case Study and a Pacing Event?** Pacing Events offer a Best Practice, Process, or Procedure and are available bi-weekly. A Case Study refers to a specific Clinical Case or Barrier Discussion and is offered twice monthly. (*Learning Sessions are available most Wednesdays throughout the Year and led by QI Teams.*)

## RESOURCES & LINKS

[ETCLC Public Website](#). Now Available as [etclc.org](http://etclc.org) | Bookmark this site to learn more about the collaborative.

### ETCLC PARTICIPANT SITES | Accessibility is limited to participating ETCLC organizations

[Knowledge Sharing Platform \(KSP\)](#) | Available to one representative per participating organization to access QI Team resources, calendar events, and recordings & materials from all Pacing Events & Case Studies (requires [HARP](#) access).

[ETCLC Dashboard](#) | Provides monthly progress updates on the Three Aims (requires [HARP](#) access).

[Slack](#) | This peer-to-peer, searchable platform, offers a collaborative space to discuss special topics when members want to communicate; available 24/7/365 (requires [HARP](#) access, open to all participants). Submit your request to [join Slack here](#). QI Teams are engaging in exciting dialogue around topics such as increasing utilization and decreasing discard rates. There is also a great opportunity to ask questions of patient and donor family representatives. Request a Slack account – [open to all ETCLC participants](#) – to join the conversation, collaborate with peers, and ask questions of the community on [Slack!](#)

Do you have questions about a HARP ID, the KSP, or Slack? Email us for assistance today at [TAQILInfo@hsag.com](mailto:TAQILInfo@hsag.com).

# NATIONAL AIMS. PROGRESS AT-A-GLANCE

## End of ETCLC Year 1 | August 2022

Note: ETCLC Aims for Years 2-5 were modified.  
Dashboards will be updated with September 2022 data.

### Graph A. Aim 1 | Kidney Transplants

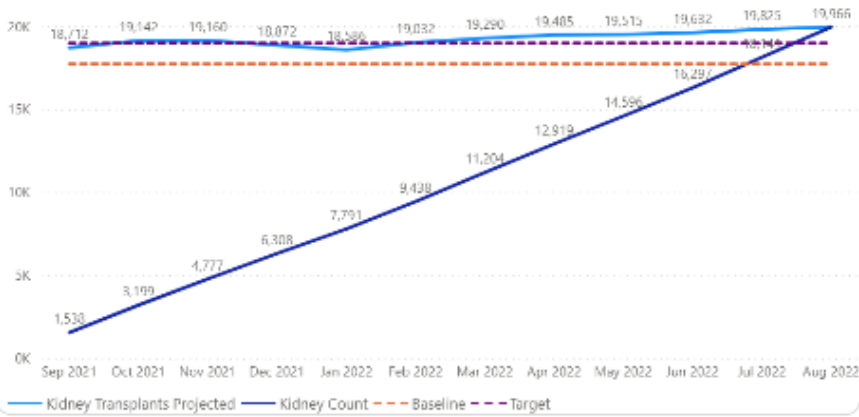
#### On Track to Meet or Exceed Target

#### AIM 1 - Base Year Kidney Transplants

<b>19,966</b>	<b>18,988</b>	<b>+977</b>
<i>Kidney Transplants Projected</i>	<i>Transplants Goal</i>	<i>Kidneys</i>

Higher counts indicate better performance.

#### AIM 1 - Increase the Number of Deceased Donor Kidneys Transplanted



#### AIM 1 Description

**Increase** the number of deceased donor kidneys transplanted by 7% over baseline of 17,744 deceased donor kidneys (2019 baseline from Organ Procurement and Transplantation Network (OPTN) data) in the base period and an additional 2% increase in the goal of each option period ending with a total increase of 15% over baseline for the total 5 year period. Achieve this AIM by focusing on the spread of highly effective practices of transplant programs and OPOs and educating and increasing patient knowledge and understanding related to their engagement, choice, demand, and actions with respect to kidney transplantation, including both patients with ESRD on dialysis, and patients with late stage Chronic Kidney Disease (CKD), not yet on dialysis.

NOTE: Calculations use current OPTN value of 17,746 for calendar year 2019 baseline.

#### Additional Notes

- The count of kidneys transplanted from deceased donors Sep 1, 2021 – Aug 31, 2022 using the most recent available data.
- Baseline count is based on the time period Jan 1, 2019 – Dec 31, 2019.
- The target is based on an annual 7% relative increase in the count of kidneys transplanted from baseline.

Data source: Health Resources and Services Administration (HRSA) Organ Procurement and Transplantation Network (OPTN) data via the Scientific Registry of Transplant Recipients (SRTR) public standard analysis files and CMS analysis files.

### Graph B. Aim 2 | Unable to Place / Discard Rates

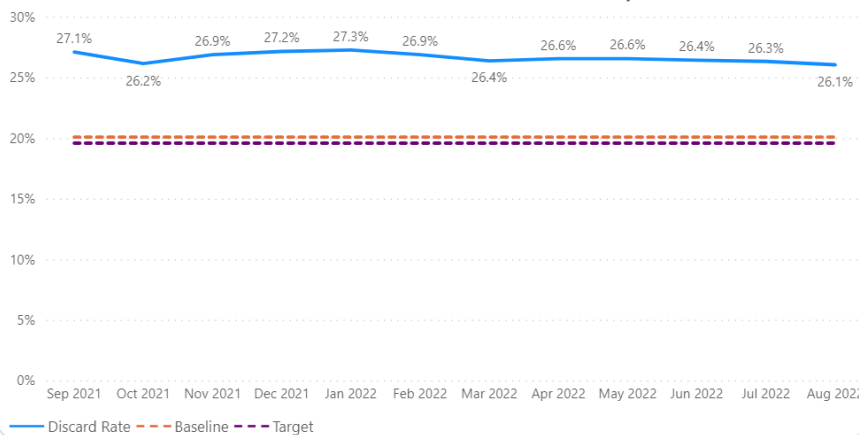
#### Target Unmet | Additional Focused Effort in ETCLC Year 2

#### AIM 2 - Base Year Discard Rates

<b>26.1%</b>	<b>19.6%</b>	<b>+6.5%</b>
<i>Discard Rate Current</i>	<i>Discard Rate Target</i>	<i>Discard Rate Change</i>

Lower rates indicate better performance.

#### AIM 2 - Decrease the Current National Discard Rate of all Procured Kidneys



#### AIM 2 Description

**Decrease** the current national discard rate of all procured kidneys from 20% to 15% for the total 5 year period by spreading highly effective practices of transplant programs and OPOs that are successfully transplanting all available kidneys and regularly engaging patients.

#### Additional Notes

- The percentage of kidneys recovered for transplant but not transplanted (discard rate) from Sep 1, 2021 – Aug 31, 2022 using the most recent available data.
- Baseline rate is based on the time period Jan 1, 2019 – Dec 31, 2019.
- The target is a 0.5 percentage point decrease in the discard rate from baseline (Jan 1, 2019 – Dec 31, 2019).

Data source: Health Resources and Services Administration (HRSA) Organ Procurement and Transplantation Network (OPTN) data via the Scientific Registry of Transplant Recipients (SRTR) public standard analysis files and CMS analysis files.

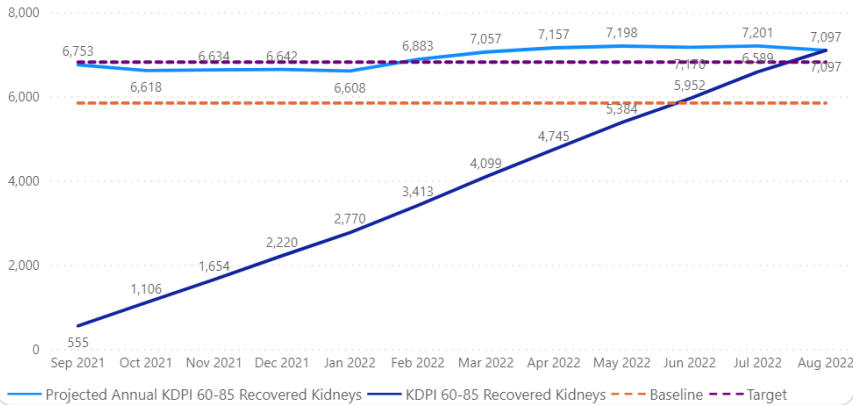
## Graph C. Aim 3 | KDPI 60-85 Kidney Recoveries On Track to Meet or Exceed Target

### AIM 3 - Base Year KDPI 60-85 Kidney Recoveries

<b>7,097</b> <i>Projected Annual Kidneys</i>	<b>6,818</b> <i>Recovered Kidney Goal</i>	<b>+279</b> <i>Kidneys</i>
---	--	-------------------------------

Higher counts indicate better performance.

### AIM 3 - Increase the Number of Kidneys Recovered for Transplant



### AIM 3 Description

**Increase** the percentage of change for kidneys recovered for transplant in the 60-85 Kidney Donor Profile Index (KDPI) score group by 2 percentage points over baseline of 6 percent (baseline average from 2014- 2018 OPTN data) for the base period and an additional 3 percentage points in the goal over baseline each option period ending with a 14 percentage point increase for the total 5 year period by spreading highly effective practices from high performing OPOs and donor hospitals.

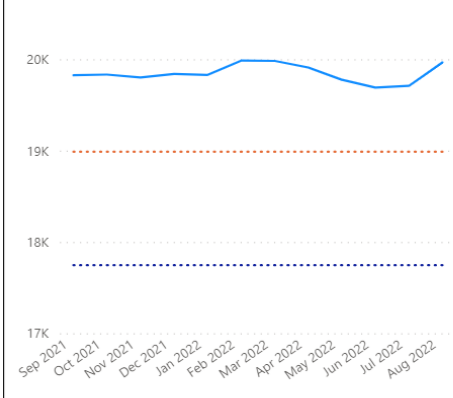
### Additional Notes

- The count of kidneys recovered from deceased donors with a KDPI in 60-85 score group from Sep 1, 2021 – Aug 31, 2022 using the most recent available data.
- Baseline count is based on the time period Jan 1, 2019– Dec 31, 2019.
- Target is based on an annual 8% relative increase in the count of recovered kidneys from baseline.

• Data source: Health Resources and Services Administration (HRSA) Organ Procurement and Transplantation Network (OPTN) data via the Scientific Registry of Transplant Recipients (SRTR) public standard analysis files and CMS analysis files.

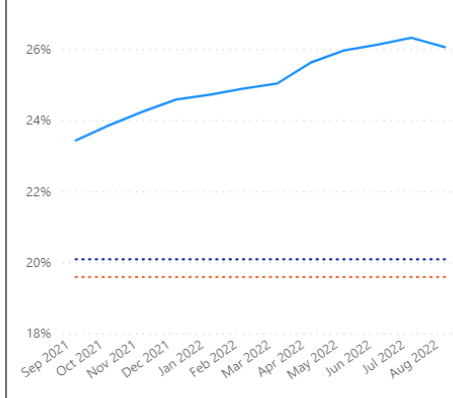
## Graph D. Rolling 1-Year (September 2021 – August 2022)

AIM 1 Rolling 1-Year Count of Kidney Transplants



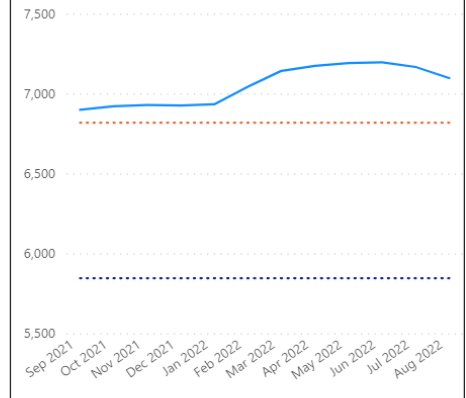
The count of kidneys transplanted from deceased donors during a rolling one-year period ending on the last day of each month in 2021 using the most recent available data. The target is the number of transplanted kidneys needed to achieve a 7% relative change in the number of transplanted kidneys compared to baseline (Jan 1, 2019 – Dec 31, 2019). Higher counts indicate better performance.

AIM 2 Rolling 1-Year Discard Rate (lower is better)



The percentage of kidneys recovered for transplant but not transplanted (discard rate) during a rolling one-year period ending on the last day of each month in 2021 using the most recent available data. The target is a 0.5 percentage point decrease in the discard rate from baseline (Jan 1, 2019 – Dec 31, 2019). Lower rates indicate better performance.

AIM 3 Rolling 1-Year Count of KDPI 60-85 Kidney Recoveries



The count of kidneys recovered from deceased donors with a KDPI in 60-85 score group during a rolling one-year period ending on the last day of each month in 2021 using the most recent available data. The baseline count is based on the time period Jan 1, 2019 – Dec 31, 2019. The target is based on an annual 8% relative increase in the count of recovered kidneys from baseline. Higher counts indicate better performance.

## Contact the TAQIL Team

*Technical Assistance, Quality Improvement, and Learning (TAQIL)*  
Your comments and feedback encouraged at [TAQILInfo@hsag.com](mailto:TAQILInfo@hsag.com)